


LOTUS CUP EUROPE SPA EURO RACE RACE 2

Analysis

■ Personal Best ■ Session Best B Crossing the finish line in pit lane

Lap	Time	Sector 1	Sector 2	Sector 3	T. Spd	Elapsed	Lap	Time	Sector 1	Sector 2	Sector 3	T. Spd	Elapsed
6	Eric LIBOR					FRA							
						2-Eleven							
1	3:01.534	55.605	1:20.282	45.647		3:01.534	10	2:42.982	45.589	1:15.681	41.712	228.3	27:06.813
2	2:53.392	49.344	1:18.573	45.475	210.1	5:54.926	11	2:42.795	45.712	1:15.191	41.892	228.8	29:49.608
3	2:51.889	49.396	1:18.602	43.891	208.1	8:46.815	12	2:44.025	46.196	1:15.003	42.826	227.4	32:33.633
4	2:50.619	49.182	1:17.503	43.934	206.9	11:37.434							
5	2:49.402	48.959	1:16.874	43.569	208.1	14:26.836							
6	2:50.189	48.955	1:18.013	43.221	195.3	17:17.025							
7	2:51.351	49.269	1:17.731	44.351	212.6	20:08.376							
8	2:49.609	49.128	1:17.407	43.074	209.3	22:57.985							
9	2:52.023	49.697	1:17.985	44.341	210.5	25:50.008							
10	2:52.889	49.886	1:18.611	44.392	207.7	28:42.897							
11	2:51.727	49.192	1:18.182	44.353	206.5	31:34.624							
12	2:50.693	48.989	1:18.265	43.439	213.4	34:25.317							
7	David MCINULTY					GBR							
						Exige V6 Cup R							
1	2:51.233	51.957	1:16.503	42.773		2:51.233							
2	2:43.441	47.329	1:14.108	42.004	227.4	5:34.674							
3	2:43.104	46.699	1:14.659	41.746	215.1	8:17.778							
4	2:42.700	46.144	1:14.913	41.643	226.4	11:00.478							
5	2:45.760	46.273	1:17.306	42.181	210.9	13:46.238							
6	2:45.247	46.045	1:16.908	42.294	231.8	16:31.485							
7	2:44.113	45.919	1:16.039	42.155	213.0	19:15.598							
8	2:46.697	46.375	1:17.625	42.697	218.6	22:02.295							
9	2:43.121	45.969	1:15.344	41.808	231.3	24:45.416							
10	2:42.124	45.749	1:14.767	41.608	231.8	27:27.540							
11	2:43.674	46.085	1:15.934	41.655	233.8	30:11.214							
12	2:43.287	46.067	1:15.030	42.190	223.6	32:54.501							
8	Janos SANTA					HUN							
						Exige V6 Cup R							
1	2:59.684	54.214	1:21.095	44.375		2:59.684							
2	2:50.915	48.692	1:18.567	43.656	223.6	5:50.599							
3	2:48.070	47.766	1:17.101	43.203	224.1	8:38.669							
4	2:49.377	48.754	1:17.266	43.357	221.8	11:28.046							
5	2:50.073	48.469	1:17.747	43.857	222.2	14:18.119							
6	2:48.822	47.831	1:17.745	43.246	201.1	17:06.941							
7	2:49.630	47.323	1:18.428	43.879	223.1	19:56.571							
8	2:51.766	48.987	1:18.412	44.367	219.1	22:48.337							
9	2:48.262	47.505	1:17.781	42.976	225.5	25:36.599							
10	2:47.911	47.315	1:17.482	43.114	225.9	28:24.510							
11	2:48.177	47.101	1:17.583	43.493	225.9	31:12.687							
12	2:48.695	47.323	1:17.850	43.522	225.9	34:01.382							
9	Xavier GEORGES					FRA							
						Exige V6 Cup R							
1	2:47.159	49.969	1:15.762	41.428		2:47.159							
2	2:40.598	45.279	1:13.836	41.483	228.8	5:27.757							
3	2:41.962	45.405	1:14.899	41.658	229.3	8:09.719							
4	2:42.156	46.661	1:13.784	41.711	227.4	10:51.875							
5	2:42.359	45.714	1:14.823	41.822	227.8	13:34.234							
6	2:43.100	45.430	1:15.951	41.719	228.3	16:17.334							
7	2:42.729	45.735	1:14.586	42.408	225.5	19:00.063							
8	2:41.930	45.429	1:14.254	42.247	228.3	21:41.993							
9	2:41.838	45.660	1:14.407	41.771	226.9	24:23.831							
10	Jason MCINULTY					GBR							
						Evora GT4							
1	2:41.798	47.742	1:13.329	40.727		2:41.798							
2	2:39.242	45.469	1:12.936	40.837	231.3	5:21.040							
3	2:39.134	45.517	1:12.741	40.876	232.3	8:00.174							
4	2:39.063	45.551	1:12.873	40.639	231.3	10:39.237							
5	2:40.209	45.487	1:12.793	41.929	232.8	13:19.446							
6	2:39.629	45.476	1:12.924	41.229	233.3	15:59.075							
7	2:40.369	45.585	1:13.279	41.505	233.3	18:39.444							
8	2:39.872	45.483	1:13.067	41.322	233.8	21:19.316							
9	2:40.825	45.432	1:13.487	41.906	233.3	24:00.141							
10	2:42.070	45.592	1:14.864	41.614	214.3	26:42.211							
11	2:44.410	46.253	1:15.603	42.554	227.8	29:26.621							
12	2:44.667	46.664	1:15.069	42.934	223.6	32:11.288							
11	Ian FENWICK					GBR							
						Exige S1							
1	2:54.170	53.852	1:17.110	43.208		2:54.170							
2	2:47.535	48.966	1:16.159	42.410	192.9	5:41.705							
3	2:49.970	48.441	1:17.292	44.237	190.5	8:31.675							
4	2:50.559	48.327	1:17.027	45.205	199.3	11:22.234							
5	2:46.687	48.203	1:15.654	42.830	204.5	14:08.921							
6	2:49.103	48.304	1:17.496	43.303	181.2	16:58.024							
7	2:49.219	48.262	1:17.525	43.432	202.6	19:47.243							
8	2:48.968	48.709	1:16.760	43.499	201.1	22:36.211							
9	2:49.806	48.882	1:17.217	43.707	204.5	25:26.017							
10	2:50.699	49.307	1:17.793	43.599	199.3	28:16.716							
11	3:08.695	47.976	1:34.531	46.188	218.6	31:25.411							
12	2:57.619	50.789	1:20.916	45.914	187.8	34:23.030							
12	Matt BARTLETT					GBR							
						Exige S2							
1	3:03.677	57.106	1:22.155	44.416		3:03.677							
2	2:53.014	49.459	1:19.453	44.102	204.9	5:56.691							
3	2:52.621	48.818	1:19.237	44.566	210.9	8:49.312							
4	2:54.227	49.022	1:18.828	46.377	215.6	11:43.539							
5	2:51.740	49.207	1:18.244	44.289	216.9	14:35.279							
6	2:52.689	48.880	1:18.829	44.980	204.5	17:27.968							
7	2:54.351	48.874	1:20.080	45.397	214.7	20:22.319							
8	2:52.456	49.586	1:18.240	44.630	213.4	23:14.775							
9	2:51.855	49.417	1:18.031	44.407	214.3	26:06.630							
10	2:51.812	49.110	1:18.475	44.227	216.0	28:58.442							
11	2:51.672	49.413	1:18.156	44.103	212.2	31:50.114							
12	2:53.768	50.339	1:18.280	45.149	213.0	34:43.882							
13	Nathalie GENOUD-PRACHEX					FRA							
						2-Eleven							
1	3:02.090	56.536	1:20.277	45.277		3:02.090							
2	2:50.040	48.838	1:17.249	43.953	210.1	5:52.130							
3	2:51.834	49.339	1:17.985	44.510	201.5	8:43.964							
4	2:51.151	49.177	1:17.819	44.155	200.4	11:35.115							
5	2:50.888	49.217	1:17.556	44.115	207.3	14:26.003							
6	2:50.647	48.970	1:17.834	43.843	191.8	17:16.650							





LOTUS CUP EUROPE SPA EURO RACE RACE 2

Analysis

Personal Best Session Best B Crossing the finish line in pit lane

Lap	Time	Sector 1	Sector 2	Sector 3	T. Spd	Elapsed
7	2:50.458	49.237	1:17.676	43.545	207.3	20:07.108
8	2:50.572	49.046	1:17.409	44.117	208.9	22:57.680
9	2:52.172	49.138	1:18.531	44.503	207.3	25:49.852
10	2:52.545	49.791	1:18.613	44.141	203.4	28:42.397
11	2:51.655	49.305	1:18.137	44.213	196.0	31:34.052
12	2:50.794	49.124	1:18.081	43.589	206.9	34:24.846

Lap	Time	Sector 1	Sector 2	Sector 3	T. Spd	Elapsed
5	2:52.054	48.398	1:18.822	44.834	200.7	14:34.281
6	2:52.887	48.689	1:19.348	44.850	195.7	17:27.168
7	2:55.376	49.171	1:20.216	45.989	199.6	20:22.544
8	2:53.576	50.036	1:19.042	44.498	206.9	23:16.120
9	2:53.808	48.978	1:19.016	45.814	211.8	26:09.928
10	2:55.524	49.266	1:20.629	45.629	200.4	29:05.452
11	3:26.355	58.653	1:31.743	55.959	143.4	32:31.807

17 **Thierry VERHIEST** BEL
Exige V6 Cup R

21 **Daniel PALMA** SWE
Exige V6 Cup R

1	2:49.076	50.085	1:17.108	41.883		2:49.076
2	2:42.112	45.448	1:15.035	41.629	212.2	5:31.188
3	2:43.969	45.485	1:16.127	42.357	221.8	8:15.157
4	2:44.796	45.588	1:16.798	42.410	222.7	10:59.953
5	2:45.779	46.546	1:17.270	41.963	218.2	13:45.732
6	2:45.971	46.050	1:17.045	42.876	223.1	16:31.703
7	2:43.390	45.465	1:15.966	41.959	210.9	19:15.093
8	2:47.514	46.654	1:17.523	43.337	222.2	22:02.607
9	2:45.096	45.992	1:17.165	41.939	216.0	24:47.703
10	2:47.274	47.711	1:16.139	43.424	219.5	27:34.977
11	2:44.957	45.988	1:16.996	41.973	220.4	30:19.934
12	2:46.192	47.245	1:16.719	42.228	200.0	33:06.126

1	2:55.645	56.812	1:16.607	42.226		2:55.645
2	2:45.369	47.056	1:15.688	42.625	210.1	5:41.014
3	2:43.872	45.774	1:15.197	42.901	220.0	8:24.886
4	2:43.609	45.605	1:15.769	42.235	220.4	11:08.495
5	2:44.988	46.326	1:16.049	42.613	207.7	13:53.483
6	2:45.892	46.327	1:17.132	42.433	209.7	16:39.375
7	2:45.587	46.199	1:16.555	42.833	215.6	19:24.962
8	2:45.634	45.746	1:15.961	43.927	220.4	22:10.596
9	2:44.524	46.290	1:15.674	42.560	226.9	24:55.120
10	2:44.550	46.096	1:16.310	42.144	231.3	27:39.670
11	2:45.301	45.895	1:16.970	42.436	222.2	30:24.971
12	2:45.655	45.983	1:17.379	42.293	224.1	33:10.626

18 **Steve WILLIAMS** GBR
Evora GT4

26 **Pete STOREY** GBR
Exige S2

1	2:46.515	49.039	1:16.226	41.250		2:46.515
2	2:41.066	44.784	1:14.507	41.775	224.5	5:27.581
3	2:41.836	45.168	1:15.054	41.614	223.6	8:09.417
4	2:41.602	44.786	1:15.251	41.565	226.9	10:51.019
5	2:42.780	45.761	1:15.337	41.682	232.3	13:33.799
6	2:53.751	45.356	1:25.760	42.635	228.3	16:27.550
7	2:44.346	45.449	1:16.443	42.454	235.3	19:11.896
8	2:43.310	45.762	1:15.256	42.292	235.3	21:55.206
9	2:44.715	45.823	1:16.005	42.887	233.8	24:39.921
10	2:44.302	45.563	1:16.701	42.038	230.8	27:24.223
11	2:43.223	45.173	1:16.026	42.024	229.8	30:07.446
12	2:43.301	45.736	1:15.900	41.665	232.3	32:50.747

1	2:52.600	53.355	1:16.573	42.672		2:52.600
2	2:48.900	47.718	1:15.888	45.294	219.1	5:41.500
3	2:47.454	47.899	1:16.181	43.374	218.6	8:28.954
4	2:48.385	48.217	1:16.879	43.289	216.9	11:17.339
5	2:47.913	48.433	1:16.404	43.076	216.9	14:05.252
6	3:03.206	49.055	1:31.217	42.934	215.6	17:08.458
7	2:48.398	47.921	1:16.630	43.847	217.7	19:56.856
8	2:49.243	48.269	1:16.854	44.120	217.7	22:46.099
9	2:48.310	48.005	1:17.416	42.889	217.3	25:34.409
10	2:48.492	47.858	1:17.186	43.448	218.6	28:22.901
11	2:47.871	48.050	1:16.641	43.180	220.0	31:10.772
12	2:47.901	48.053	1:16.962	42.886	217.7	33:58.673

19 **Paul PATTISON** GBR
Elise S1

31 **Tibor VALINT** HUN
Exige V6 Cup R

1	3:08.732	1:00.028	1:22.027	46.677		3:08.732
2	3:01.489	52.066	1:22.665	46.758	200.4	6:10.221
3	3:02.193	52.836	1:22.557	46.800	193.5	9:12.414
4	3:01.201	54.154	1:20.930	46.117	181.2	12:13.615
5	3:00.395	51.793	1:21.591	47.011	198.9	15:14.010
6	3:00.390	51.550	1:21.829	47.011	194.9	18:14.400
7	3:00.157	52.437	1:21.122	46.598	186.5	21:14.557
8	3:00.473	52.072	1:21.332	47.069	193.9	24:15.030
9	2:59.917	51.421	1:21.510	46.986	196.0	27:14.947
10	3:01.684	52.337	1:22.760	46.587	193.9	30:16.631
11	3:03.525	52.613	1:22.889	48.023	189.5	33:20.156

1	2:47.990	50.277	1:15.814	41.899		2:47.990
2	2:42.448	45.946	1:14.396	42.106	229.8	5:30.438
3	2:43.881	46.281	1:15.392	42.208	226.9	8:14.319
4	2:45.216	46.235	1:16.639	42.342	225.5	10:59.535
5	2:45.729	46.819	1:16.827	42.083	226.4	13:45.264
6	2:45.048	46.540	1:16.341	42.167	224.5	16:30.312
7	2:44.513	46.460	1:15.826	42.227	228.3	19:14.825
8	2:46.968	46.937	1:17.150	42.881	225.5	22:01.793
9	2:45.573	46.593	1:16.880	42.100	225.9	24:47.366
10	2:46.238	47.589	1:16.275	42.374	226.9	27:33.604
11	2:45.477	46.642	1:16.570	42.265	226.9	30:19.081
12	2:45.745	46.478	1:16.672	42.595	228.3	33:04.826


20 **Dave CARR** GBR
Elise Cup ES

32 **Cai CEDERHOLM** SWE
Elise Cup R

1	3:09.136	1:02.033	1:21.129	45.974		3:09.136
2	2:51.562	48.269	1:18.863	44.430	191.5	6:00.698
3	2:50.658	47.864	1:18.596	44.198	194.6	8:51.356
4	2:50.871	47.869	1:18.663	44.339	199.3	11:42.227

1	3:07.947	59.682	1:22.023	46.242		3:07.947
2	2:57.327	51.011	1:19.909	46.407	206.5	6:05.274





LOTUS CUP EUROPE SPA EURO RACE RACE 2

Analysis

Personal Best Session Best B Crossing the finish line in pit lane

Lap	Time	Sector 1	Sector 2	Sector 3	T. Spd	Elapsed	Lap	Time	Sector 1	Sector 2	Sector 3	T. Spd	Elapsed
3	2:56.671	50.926	1:19.968	45.777	203.0	9:01.945	2	2:48.359	48.570	1:16.291	43.498	204.5	5:43.305
4	2:58.535	51.646	1:20.062	46.827	203.0	12:00.480	3	2:45.977	46.539	1:16.075	43.363	221.8	8:29.282
5	2:57.411	52.240	1:19.518	45.653	200.4	14:57.891	4	2:44.458	46.310	1:15.119	43.029	214.3	11:13.740
6	2:59.012	51.151	1:21.218	46.643	203.4	17:56.903	5	2:43.716	46.167	1:14.749	42.800	210.1	13:57.456
7	2:59.407	51.666	1:20.156	47.585	203.4	20:56.310	6	2:44.451	45.950	1:15.213	43.288	212.2	16:41.907
8	2:57.665	51.298	1:19.877	46.490	203.0	23:53.975	7	2:45.380	46.090	1:16.541	42.749	220.0	19:27.287
9	2:57.609	51.394	1:20.212	46.003	205.3	26:51.584	8	2:46.755	48.111	1:16.048	42.596	215.6	22:14.042
10	2:57.543	51.130	1:20.190	46.223	203.8	29:49.127	9	2:42.825	46.031	1:15.056	41.738	217.7	24:56.867
11	2:58.111	51.523	1:20.449	46.139	202.6	32:47.238	10	2:47.109	46.135	1:16.945	44.029	218.6	27:43.976
							11	2:42.963	45.984	1:14.752	42.227	223.1	30:26.939
							12	2:49.236	46.047	1:19.049	44.140	206.9	33:16.175

37 Mark YATES GBR
Elise Cup R

1	3:11.579	1:02.922	1:22.537	46.120		3:11.579
2	2:57.427	51.909	1:19.299	46.219	202.6	6:09.006
3	2:57.701	52.376	1:19.724	45.601	199.6	9:06.707
4	2:56.733	52.790	1:18.677	45.266	197.8	12:03.440
5	2:54.793	52.237	1:17.526	45.030	200.0	14:58.233
6	2:57.506	51.050	1:20.454	46.002	207.3	17:55.739
7	2:56.798	51.934	1:18.715	46.149	198.2	20:52.537
8	2:56.354	51.846	1:18.821	45.687	198.9	23:48.891
9	2:56.238	52.199	1:18.099	45.940	200.4	26:45.129
10	2:54.967	51.027	1:18.535	45.405	201.9	29:40.096
11	2:54.422	51.406	1:17.601	45.415	201.9	32:34.518

39 Bence BALOGH HUN
Evora GT4

1	2:40.369	47.003	1:12.469	40.897		2:40.369
2	2:37.474	44.403	1:12.438	40.633	234.8	5:17.843
3	2:37.924	44.511	1:12.490	40.923	235.8	7:55.767
4	2:38.277	44.526	1:12.933	40.818	234.8	10:34.044
5	2:38.990	44.785	1:13.176	41.029	234.8	13:13.034
6	2:39.218	44.913	1:13.326	40.979	234.8	15:52.252
7	2:39.410	44.864	1:13.413	41.133	236.3	18:31.662
8	2:40.869	45.147	1:13.837	41.885	236.3	21:12.531
9	2:39.993	44.861	1:13.950	41.182	236.8	23:52.524
10	2:40.210	45.083	1:13.746	41.381	235.8	26:32.734
11	2:41.076	45.614	1:14.060	41.402	232.8	29:13.810
12	2:41.543	45.181	1:14.671	41.691	234.8	31:55.353

41 Anthony FOURNIER FRA
2-Eleven

1	2:50.817	51.661	1:16.471	42.685		2:50.817
2	2:43.168	46.777	1:14.352	42.039	218.6	5:33.985
3	2:44.371	46.703	1:14.957	42.711	220.0	8:18.356
4	2:44.233	46.703	1:15.836	41.694	219.5	11:02.589
5	2:44.258	47.292	1:14.801	42.165	218.2	13:46.847
6	2:45.358	47.155	1:15.684	42.519	220.4	16:32.205
7	2:45.716	47.110	1:15.592	43.014	217.3	19:17.921
8	2:46.299	47.502	1:15.534	43.263	219.1	22:04.220
9	2:45.225	47.337	1:15.535	42.353	216.9	24:49.445
10	2:45.735	47.192	1:15.509	43.034	217.7	27:35.180
11	2:46.124	47.848	1:15.840	42.436	214.7	30:21.304
12	2:46.429	47.765	1:15.918	42.746	222.2	33:07.733

44 Andrew WRIGHT GBR
Exige S1

1	2:54.946	54.481	1:17.029	43.436		2:54.946
---	----------	--------	----------	--------	--	----------

46 Denis VAN DEN SAVEL BEL
Elise 111R

1	3:12.092	1:02.524	1:22.895	46.673		3:12.092
2	2:59.139	51.753	1:20.948	46.438	195.3	6:11.231
3	3:01.520	52.570	1:21.011	47.939	196.4	9:12.751
4	3:00.346	53.515	1:19.865	46.966	193.9	12:13.097
5	3:00.552	52.705	1:20.548	47.299	191.2	15:13.649
6	3:01.048	52.130	1:20.963	47.955	183.1	18:14.697
7	2:59.198	52.312	1:20.057	46.829	192.5	21:13.895
8	3:00.841	52.395	1:21.201	47.245	191.8	24:14.736
9	3:00.328	52.055	1:20.817	47.456	192.2	27:15.064
10	3:02.598	52.228	1:23.154	47.216	190.1	30:17.662
11	3:04.757	53.175	1:21.876	49.706	191.8	33:22.419

51 David HARVEY GBR
340R

1	2:58.919	57.047	1:19.097	42.775		2:58.919
2	2:46.942	45.506	1:17.705	43.731	208.5	5:45.861
3	2:46.734	46.312	1:16.639	43.783	222.7	8:32.595
4	2:46.064	47.345	1:16.477	42.242	211.4	11:18.659
5	2:43.929	46.477	1:15.463	41.989	221.3	14:02.588
6	4:27.698	2:29.484	1:16.295	41.919	204.2	18:30.286
7	2:44.957	46.795	1:16.373	41.789	206.1	21:15.243
8	2:42.806	45.497	1:15.172	42.137	231.3	23:58.049
9	2:45.092	45.814	1:15.636	43.642	227.8	26:43.141
10	2:44.205	45.833	1:16.110	42.262	199.6	29:27.346
11	2:44.467	46.453	1:15.388	42.626	222.7	32:11.813


53 Andrew DOLAN GBR
Elise S2

1	3:13.460	1:02.016	1:23.681	47.763		3:13.460
2	2:59.751	51.654	1:21.350	46.747	193.2	6:13.211
3	2:59.761	51.710	1:21.254	46.797	192.9	9:12.972
4	2:58.552	52.099	1:19.969	46.484	192.9	12:11.524
5	2:57.639	51.688	1:19.709	46.242	191.5	15:09.163
6	2:57.468	51.794	1:19.350	46.324	193.2	18:06.631
7	2:57.131	51.842	1:19.104	46.185	192.9	21:03.762
8	2:57.414	51.453	1:19.301	46.660	193.2	24:01.176
9	2:56.003	51.482	1:18.618	45.903	192.9	26:57.179
10	2:56.112	51.494	1:18.680	45.938	193.2	29:53.291
11	2:56.864	51.812	1:18.967	46.085	193.2	32:50.155

57 Christopher LAROCHE FRA
2-Eleven

1	2:50.499	51.638	1:16.080	42.781		2:50.499
---	----------	--------	----------	--------	--	----------





LOTUS CUP EUROPE SPA EURO RACE RACE 2

Analysis

■ Personal Best ■ Session Best B Crossing the finish line in pit lane

Lap	Time	Sector 1	Sector 2	Sector 3	T. Spd	Elapsed
2	2:45.546	48.891	1:14.520	42.135	217.7	5:36.045
3	2:43.236	46.905	1:14.157	42.174	219.5	8:19.281
4	2:52.940B	46.812	1:15.095	51.033	221.3	11:12.221
5	2:57.220	59.799	1:14.485	42.936	217.3	14:09.441
6	2:43.981	47.468	1:14.489	42.024	214.7	16:53.422
7	2:43.988	47.152	1:14.482	42.354	212.6	19:37.410
8	2:44.467	47.409	1:14.408	42.650	216.9	22:21.877
9	2:44.870	47.420	1:14.778	42.672	217.3	25:06.747
10	2:44.851	47.666	1:14.668	42.517	216.4	27:51.598
11	2:44.599	47.340	1:14.432	42.827	217.7	30:36.197
12	2:44.825	47.353	1:14.743	42.729	217.7	33:21.022

59 Robin NILSSON SWE						
Exige V6 Cup R						
Lap	Time	Sector 1	Sector 2	Sector 3	T. Spd	Elapsed
1	2:59.701	57.306	1:19.033	43.362		2:59.701
2	2:45.658	46.098	1:16.760	42.800	219.1	5:45.359
3	2:45.002	46.229	1:16.134	42.639	216.9	8:30.361
4	2:44.178	46.596	1:15.556	42.026	223.1	11:14.539
5	2:43.738	46.327	1:15.448	41.963	213.9	13:58.277

71 Thierry HÉDOIN FRA						
Elise Cup R						
Lap	Time	Sector 1	Sector 2	Sector 3	T. Spd	Elapsed
1	3:08.867	1:01.549	1:20.698	46.620		3:08.867
2	2:56.460	51.292	1:18.907	46.261	207.3	6:05.327
3	2:54.138	50.850	1:18.139	45.149	204.9	8:59.465
4	2:54.604	51.629	1:18.031	44.944	194.6	11:54.069
5	2:54.435	51.026	1:18.195	45.214	203.0	14:48.504
6	2:55.476	51.238	1:18.333	45.905	204.2	17:43.980
7	2:56.223	51.604	1:18.774	45.845	203.4	20:40.203
8	2:56.370	51.606	1:19.190	45.574	203.4	23:36.573
9	2:57.588	51.863	1:19.491	46.234	201.1	26:34.161
10	3:00.627	52.040	1:21.651	46.936	200.4	29:34.788
11	2:57.483	52.032	1:19.511	45.940	200.0	32:32.271

76 Benoît ROGER FRA						
2-Eleven						
Lap	Time	Sector 1	Sector 2	Sector 3	T. Spd	Elapsed
1	3:04.335	1:01.482	1:19.265	43.588		3:04.335
2	2:49.540	48.484	1:17.486	43.570	218.6	5:53.875
3	2:49.280	48.098	1:17.739	43.443	205.3	8:43.155
4	2:47.870	47.895	1:16.406	43.569	214.7	11:31.025
5	2:49.163	48.471	1:17.201	43.491	212.2	14:20.188
6	2:47.095	47.796	1:16.637	42.662	212.6	17:07.283
7	2:47.362	47.218	1:17.330	42.814	217.3	19:54.645
8	2:48.316	47.996	1:16.424	43.896	207.7	22:42.961
9	2:49.210	48.203	1:17.302	43.705	211.4	25:32.171
10	2:49.948	48.398	1:18.505	43.045	215.1	28:22.119
11	2:47.354	47.881	1:16.596	42.877	217.3	31:09.473
12	2:48.353	48.122	1:17.080	43.151	206.1	33:57.826

77 Jean-Baptiste LOUP FRA						
2-Eleven						
Lap	Time	Sector 1	Sector 2	Sector 3	T. Spd	Elapsed
1	2:55.341	55.288	1:17.214	42.839		2:55.341
2	2:47.761	48.350	1:16.387	43.024	212.2	5:43.102
3	2:48.136	47.715	1:17.302	43.119	216.9	8:31.238

79 Jean-Pierre GENOUD-PRACHEX FRA						
2-Eleven						
Lap	Time	Sector 1	Sector 2	Sector 3	T. Spd	Elapsed
1	3:01.037	59.327	1:17.888	43.822		3:01.037
2	2:45.477	47.522	1:15.432	42.523	221.8	5:46.514
3	2:45.681	46.498	1:16.153	43.030	218.6	8:32.195
4	2:45.303	47.753	1:15.115	42.435	223.6	11:17.498
5	2:43.382	46.150	1:14.859	42.373	220.0	14:00.880
6	2:42.211	45.899	1:14.849	41.463	223.1	16:43.091
7	2:42.730	45.983	1:14.900	41.847	225.9	19:25.821
8	2:44.190	45.585	1:15.682	42.923	219.5	22:10.011
9	2:42.820	46.370	1:14.584	41.866	223.1	24:52.831

Lap	Time	Sector 1	Sector 2	Sector 3	T. Spd	Elapsed
1	2:53.870	52.201	1:17.457	44.212		2:53.870
2	2:48.577	47.442	1:17.184	43.951	216.4	5:42.447
3	2:47.665	47.472	1:16.999	43.194	216.4	8:30.112


81 Tamas VIZIN HUN						
Exige V6 Cup R						
Lap	Time	Sector 1	Sector 2	Sector 3	T. Spd	Elapsed
1	2:44.153	49.788	1:13.817	40.548		2:44.153
2	2:38.956	44.865	1:13.456	40.635	232.3	5:23.109
3	2:39.969	45.250	1:13.834	40.885	231.3	8:03.078
4	2:39.236	45.126	1:13.553	40.557	231.3	10:42.314
5	2:39.753	45.582	1:13.377	40.794	230.8	13:22.067
6	2:40.116	45.550	1:13.893	40.673	228.8	16:02.183
7	2:39.427	45.049	1:13.302	41.076	230.8	18:41.610
8	2:40.258	44.959	1:13.894	41.405	231.8	21:21.868
9	2:41.286	45.377	1:14.875	41.034	221.3	24:03.154
10	2:40.720	44.948	1:14.483	41.289	233.8	26:43.874
11	2:41.827	44.935	1:15.250	41.642	233.3	29:25.701
12	2:40.735	45.229	1:14.470	41.036	229.3	32:06.436

88 Sven PETERSSON SWE						
Elise Cup R						
Lap	Time	Sector 1	Sector 2	Sector 3	T. Spd	Elapsed
1	3:05.052	59.569	1:20.042	45.441		3:05.052
2	2:57.246	51.673	1:18.435	47.138	200.7	6:02.298
3	2:55.229	52.100	1:18.127	45.002	198.5	8:57.527
4	2:55.158	53.014	1:17.131	45.013	195.3	11:52.685
5	2:54.260	51.917	1:17.501	44.842	198.2	14:46.945
6	2:54.393	51.523	1:17.614	45.256	199.3	17:41.338
7	2:55.448	52.180	1:18.126	45.142	197.1	20:36.786
8	2:55.285	51.939	1:18.108	45.238	197.4	23:32.071
9	2:55.846	52.143	1:18.359	45.344	197.1	26:27.917
10	2:56.837	52.285	1:19.000	45.552	197.8	29:24.754
11	2:57.411	53.430	1:18.493	45.488	199.3	32:22.165

92 Christophe LISANDRE FRA						
2-Eleven						
Lap	Time	Sector 1	Sector 2	Sector 3	T. Spd	Elapsed
1	2:54.420	54.905	1:17.019	42.496		2:54.420
2	2:44.391	47.291	1:14.733	42.367	216.4	5:38.811
3	2:42.348	46.834	1:13.578	41.936	220.4	8:21.159
4	2:44.530	47.302	1:14.486	42.742	213.4	11:05.689
5	3:08.084B	48.584	1:18.468	1:01.032	206.9	14:13.773
6	5:16.729	3:17.979	1:14.314	44.436	219.5	19:30.502
7	3:19.719	57.150	1:26.487	56.082	151.0	22:50.221
8	3:21.797	1:00.864	1:26.068	54.865	145.7	26:12.018
9	3:33.983	1:04.802	1:33.123	56.058	142.5	29:46.001
10	3:52.346	1:08.182	1:41.293	1:02.871	114.6	33:38.347

99 Nikolaj IPSEN DEN						
Exige V6 Cup R						
Lap	Time	Sector 1	Sector 2	Sector 3	T. Spd	Elapsed
1	3:01.037	59.327	1:17.888	43.822		3:01.037
2	2:45.477	47.522	1:15.432	42.523	221.8	5:46.514
3	2:45.681	46.498	1:16.153	43.030	218.6	8:32.195
4	2:45.303	47.753	1:15.115	42.435	223.6	11:17.498
5	2:43.382	46.150	1:14.859	42.373	220.0	14:00.880
6	2:42.211	45.899	1:14.849	41.463	223.1	16:43.091
7	2:42.730	45.983	1:14.900	41.847	225.9	19:25.821
8	2:44.190	45.585	1:15.682	42.923	219.5	22:10.011
9	2:42.820	46.370	1:14.584	41.866	223.1	24:52.831





LOTUS CUP EUROPE SPA EURO RACE RACE 2

Analysis

■ Personal Best ■ Session Best **B** Crossing the finish line in pit lane

Lap	Time	Sector 1	Sector 2	Sector 3	T. Spd	Elapsed	Lap	Time	Sector 1	Sector 2	Sector 3	T. Spd	Elapsed
10	2:42.915	46.373	1:14.677	41.865	225.9	27:35.746							
11	2:44.670	46.434	1:16.228	42.008	224.1	30:20.416							
12	2:44.803	46.940	1:15.262	42.601	220.0	33:05.219							

